

Eksportér referencer fra PubMed til EndNote

Lav en søgning på et emne eller specifikke referencer fra forskellige databaser.

The screenshot shows the PubMed website interface. At the top, there is a search bar with the text 'covid 19 treatment' and a 'Search' button. Below the search bar, there is a blue banner with the text 'Click here to try the New PubMed! An updated version of PubMed is now available. Come see the new improvements to the interface!'. The main content area displays search results for 'covid 19 treatment'. The results are listed in a table with columns for 'Format', 'Sort by', and 'Per page'. The first three results are:

1. [Coronavirus pandemic and Colorectal surgery: practical advice based on the Italian experience.](#) Di Saverio S, Pata F, Gallo G, Carrano F, Scorza A, Sileri P, Smart N, Spinelli A, Pellino G. *Colorectal Dis.* 2020 Mar 31. doi: 10.1111/oodi.15056. [Epub ahead of print] PMID: 32233064 [Similar articles](#)
2. [Overview of guidance for endoscopy during the coronavirus disease 2019 \(COVID-19\) pandemic.](#) Lui RN, Wong SH, Sánchez-Luna SA, Pellino G, Bollipo S, Wong MY, Chiu PW, Sung JJ. *J Gastroenterol Hepatol.* 2020 Mar 31. doi: 10.1111/jgh.15053. [Epub ahead of print] Review. PMID: 32233034 [Similar articles](#)
3. [Covid-19 and diabetes mellitus: unveiling the interaction of two pandemics.](#) Maddaloni E, Buzzetti R. *Diabetes Metab Res Rev.* 2020 Mar 31:e33213321. doi: 10.1002/dmrr.3321. [Epub ahead of print] PMID: 32233048

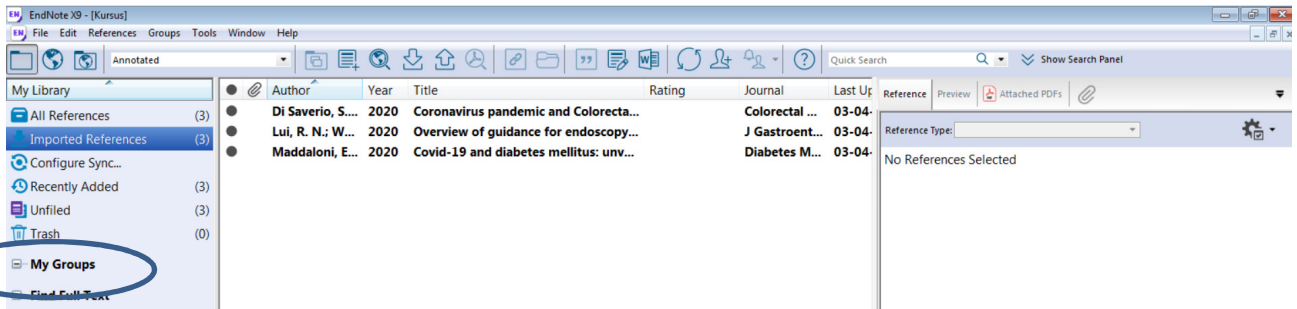
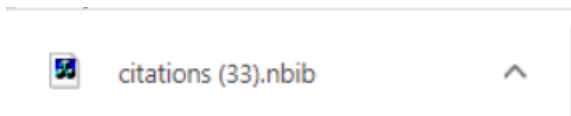
On the right side of the search results, there is a 'Send to' dropdown menu and a 'Filters: Manage Filters' link. Below the search results, there is a 'Results by year' chart and a 'Related searches' section with the text 'covid 19 treatment hydroxychloroquine' and 'covid 19 treatment chloroquine'.

Klik på Send to → vælg Citation Manager → Create File

The screenshot shows the 'Send to' dropdown menu in PubMed. The menu is open, showing several options: File, Collections, Order, Citation manager, Clipboard, E-mail, and My Bibliography. The 'Citation manager' option is selected and circled in blue. Below the menu, there is a text box that says 'Generate a file for use with external citation management software.' and 'Download 3 citations.' Below this text box, there is a button labeled 'Create File', which is also circled in blue.

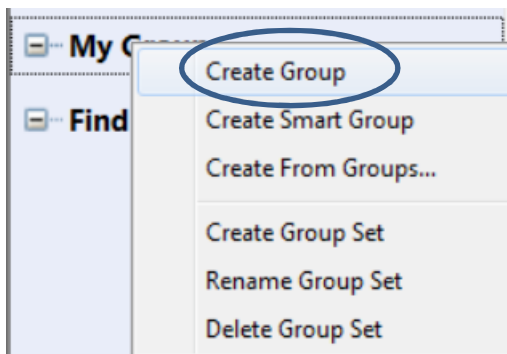
Derefter dannes en fil, som ligger i bunden af skærbilledet (Google Chrome)

Dobbelklik på filen → Referencerne overføres nu til EndNote

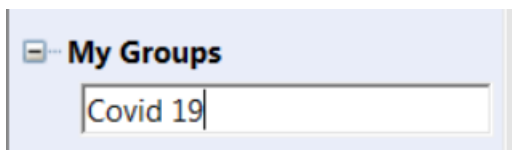


Opret en Group hvor du gemmer dine referencer permanent

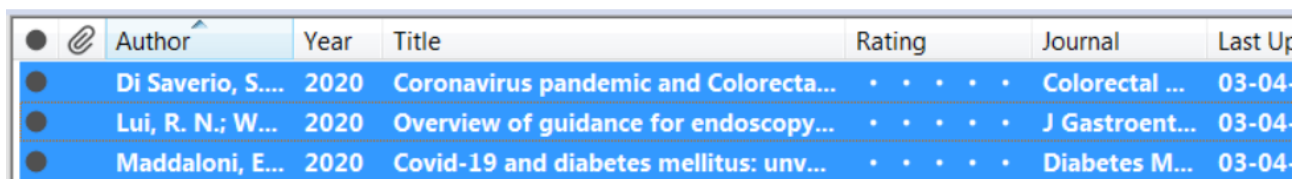
højreklik på My Groups → Create Group



Navngiv din Group



Markér dine referencer. Er der flere så brug Ctrl+A → træk referencerne med musen over i din Group



 **My Groups**

 Covid 19

(3)